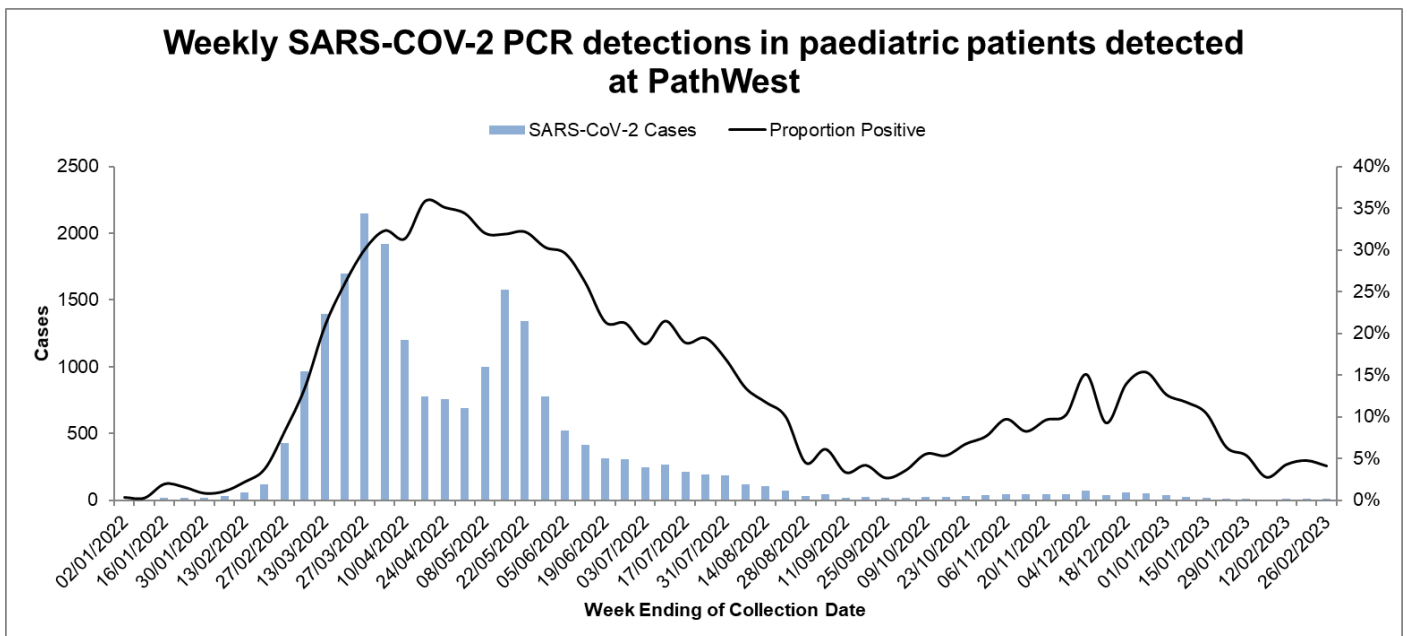


# Paediatric Respiratory Pathogen Report

## Week 8, 20<sup>th</sup> February – 26<sup>th</sup> February 2023

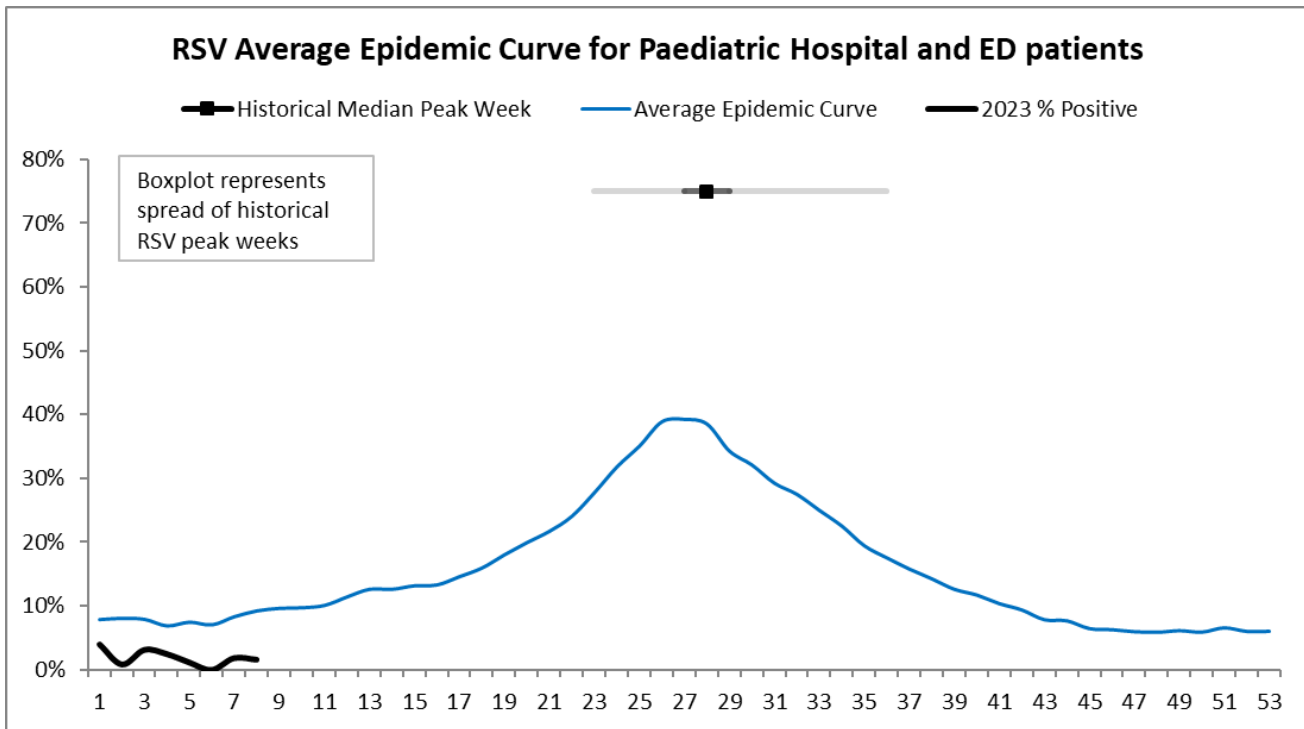
- PathWest detected 11 influenza cases in paediatric patients this week. Of these, 10 were influenza B and one influenza A/H1.
- Influenza proportion positive is above levels historically observed at this time of year.
- Other common respiratory viruses detected in paediatric patients this week were rhinovirus (22 cases), adenovirus (9 cases), SARS-CoV-2 (10 cases) and hMPV (3 cases).
- RSV cases and proportion positive remain low.



**Figure 1:** Daily SARS-CoV-2 detections in hospital attending patients and community paediatric patients. Data is for PCR samples tested by PathWest only.

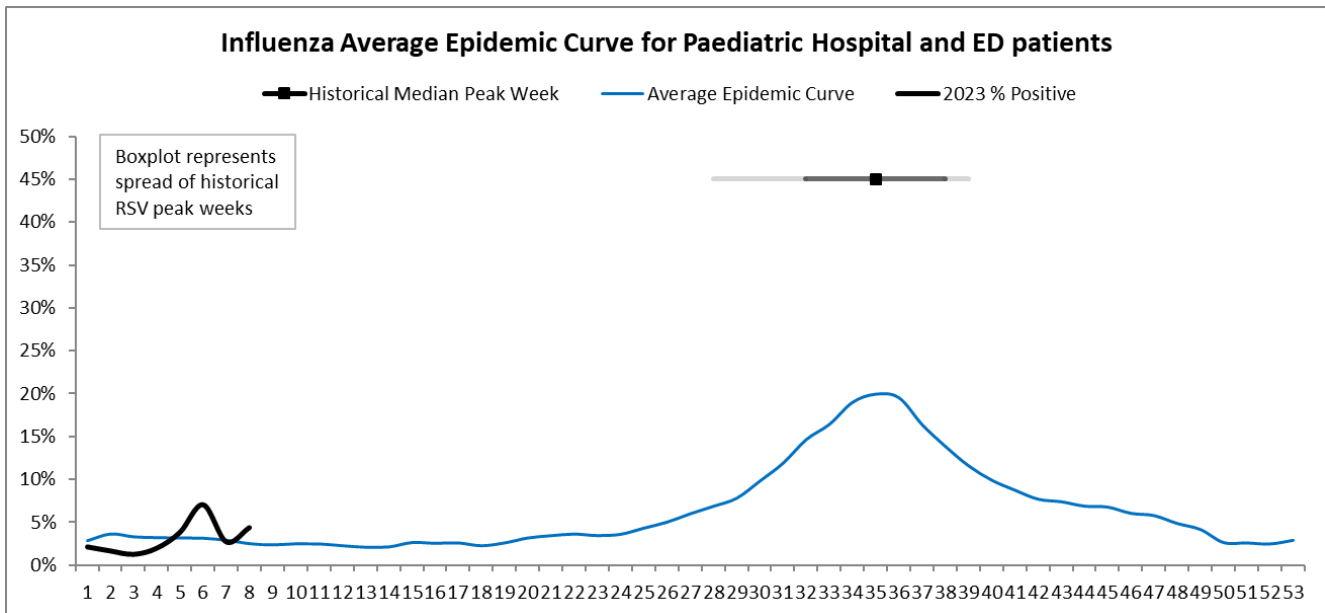
*SARS-CoV-2 PCR cases and proportion positive in paediatric patients remain low this week.*

Data is representative of all patients attending a hospital (public or private) in Western Australia, for which a respiratory sample was collected and tested at a PathWest laboratory.



**Figure 2:** The current season plotted against the Paediatric RSV Average Epidemic Curve. The average epidemic curve was constructed by averaging all seasons measured at PathWest QE2 from 2007-2019. Data represents all WA hospitalised and ED paediatric patients tested by PathWest.

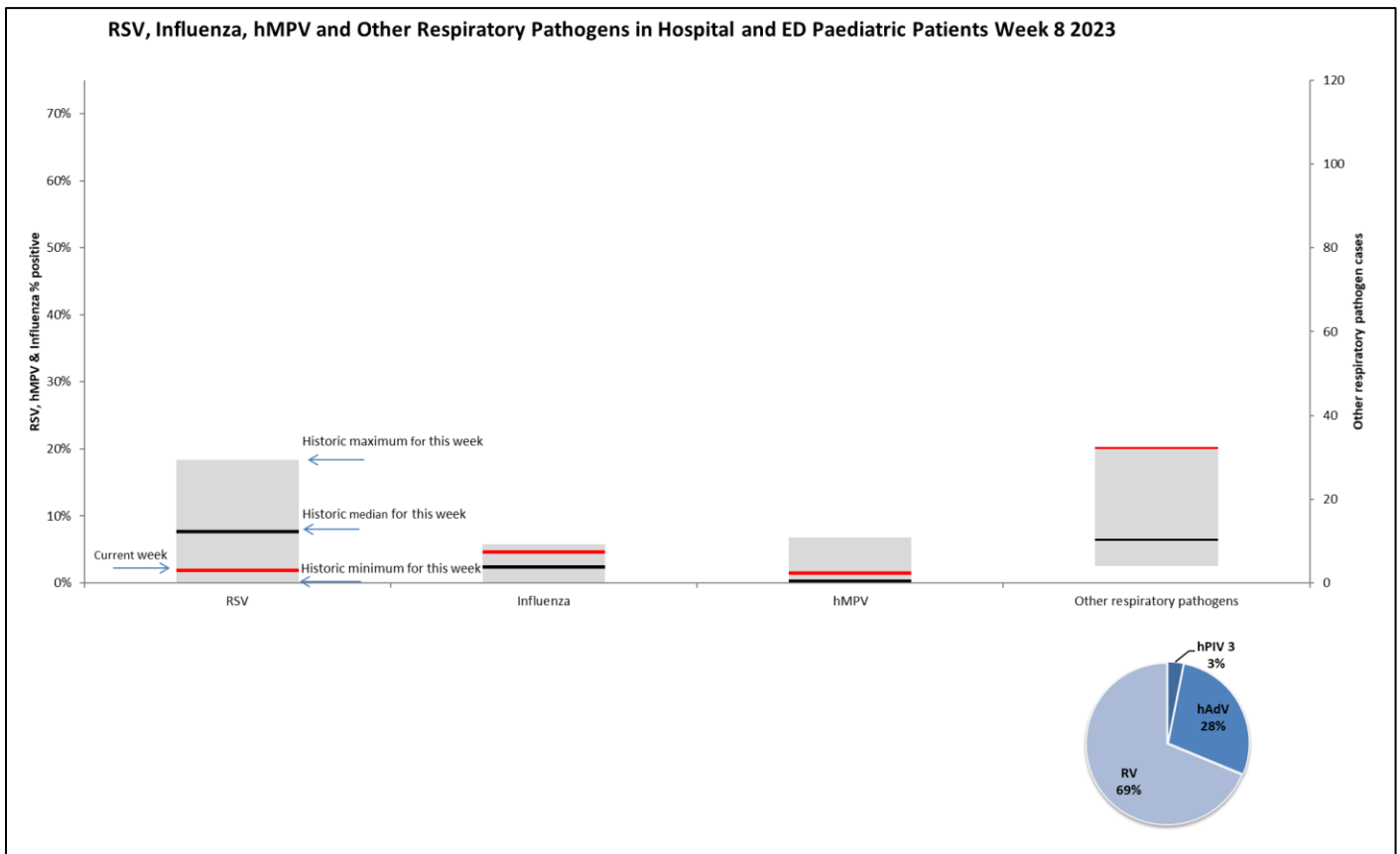
*PathWest detected 4 RSV cases in paediatric patients. Proportion positive decreased to 1.5% and is below levels historically observed at this time of year.*



**Figure 3:** The current season plotted against the Paediatric Influenza Average Epidemic Curve. The average epidemic curve was constructed by averaging all seasons measured at PathWest QE2 from 2007-2019. Data represents all WA hospitalised and ED paediatric patients tested by PathWest.

*Influenza proportion positive (4.4%) increased and is above levels historically observed at this time of year.*

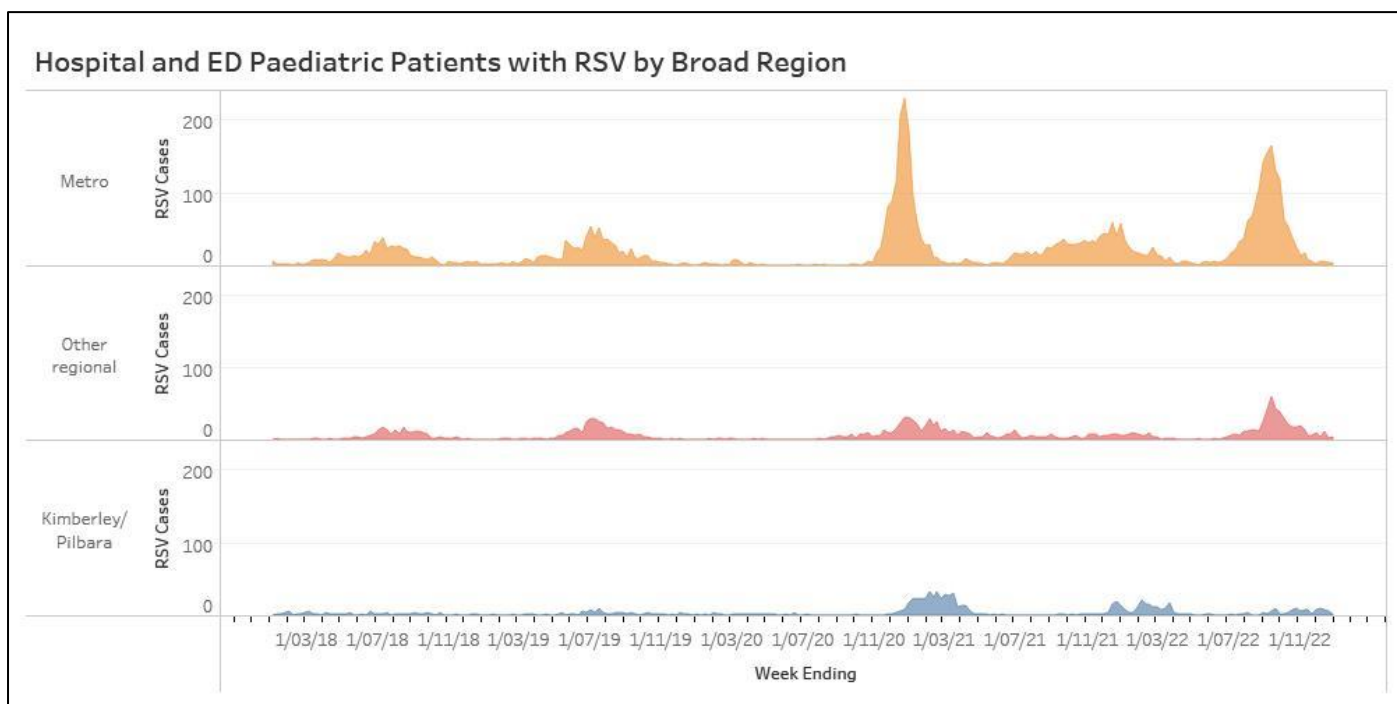
Data is representative of all patients attending a hospital (public or private) in Western Australia, for which a respiratory sample was collected and tested at a PathWest laboratory.



**Figure 4:** Proportion positive (RSV, hMPV & influenza) or cases (other respiratory pathogens) for the current week (red line) plotted against the historic range (grey box) and median (black line) for this week. Pie charts represent the breakdown of influenza subtypes and the count of other respiratory pathogens. Data represents hospitalised and ED paediatric patients tested by PathWest. Historic data is for years 2007-2019. Please note: Due to the escalation of rapid PCR testing, the number influenza and RSV positive samples which do not receive a subtyping test has increased.

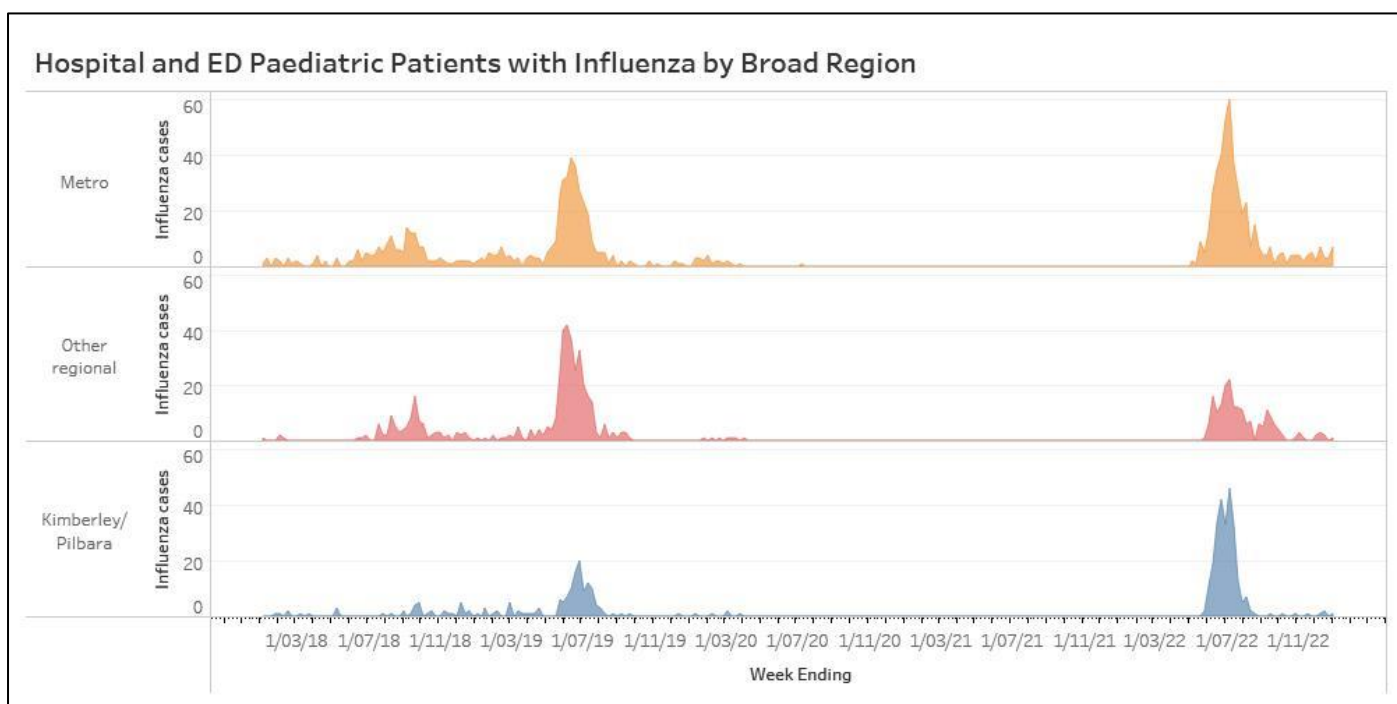
*RSV (1.6%) was lower than their historical medians (7.4%) for this week. Influenza and hMPV proportion positive (4.4 and 1.2%) were higher than the historical median (2%, 0% respectively). Other respiratory virus detections were higher than the historic median for this week. These detections were predominantly adenovirus, rhinovirus and parainfluenza viruses. Testing for these viruses is currently higher than it has been in previous years.*

Data is representative of all patients attending a hospital (public or private) in Western Australia, for which a respiratory sample was collected and tested at a PathWest laboratory.



**Figure 5:** Hospital attending paediatric patients with RSV in Perth metropolitan region, in both Kimberley and Pilbara combined and in the remaining regions combined.

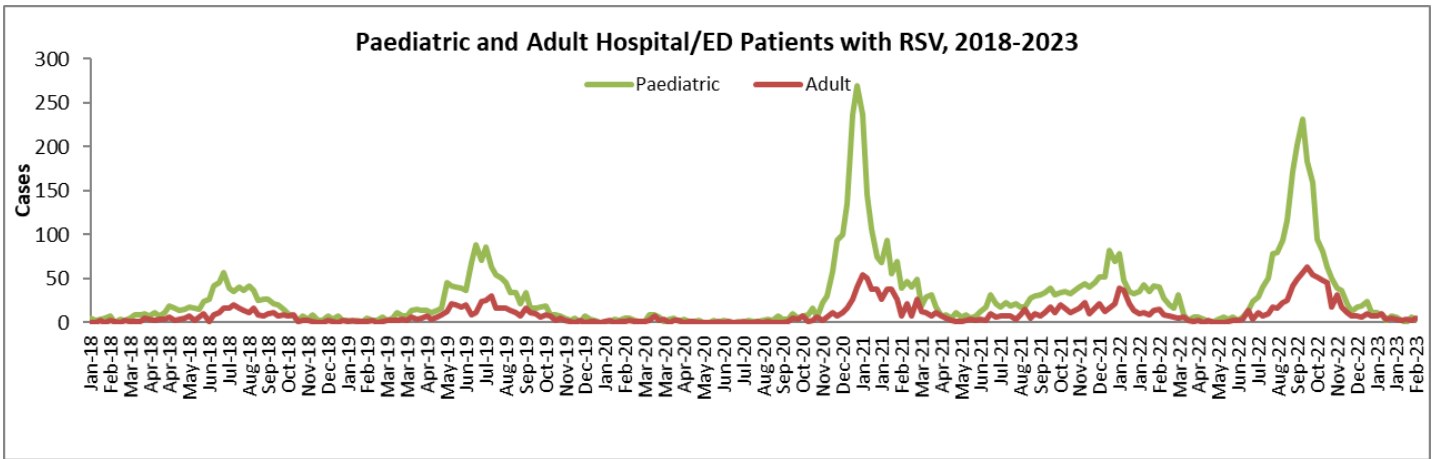
*All 4 paediatric RSV cases this week were from the Metro area.*



**Figure 6:** Hospital attending paediatric patients with influenza in Perth metropolitan region, in both Kimberley and Pilbara combined and in the remaining regions combined.

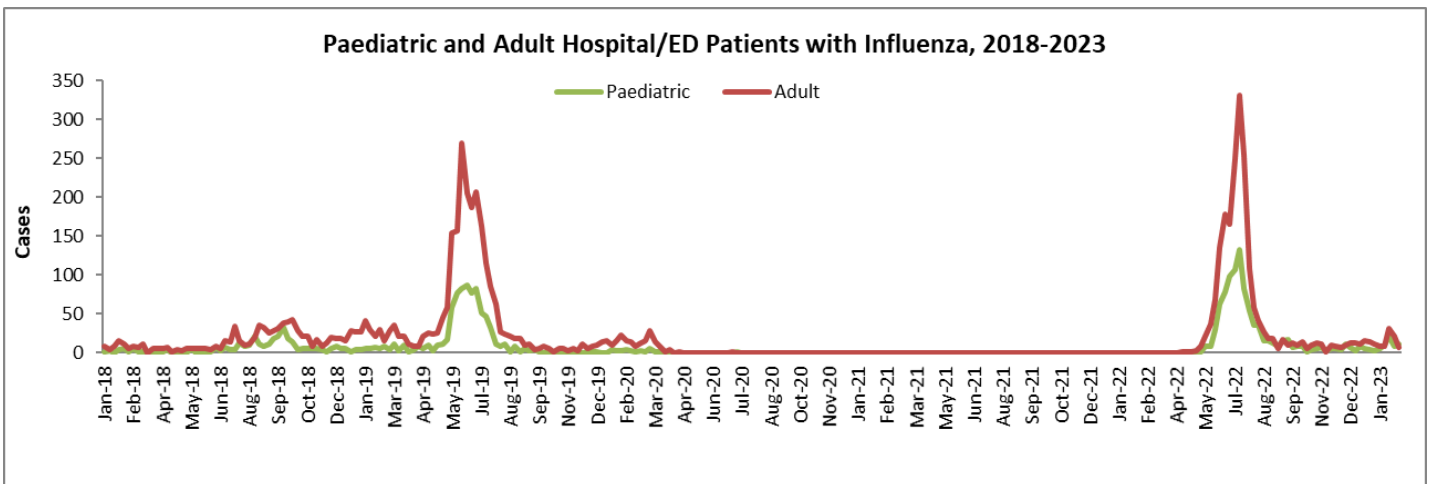
*Of the 11 paediatric influenza cases this week, five were from the Pilbara, three were from the Kimberley, two were from the Southwest and one from the Metro area.*

Data is representative of all patients attending a hospital (public or private) in Western Australia, for which a respiratory sample was collected and tested at a PathWest laboratory.



**Figure 7:** Paediatric and adult hospital attending patients with RSV, 2018-2023.

*There were 4 children and 5 adults with RSV who attended a hospital.*



**Figure 8:** Paediatric and adult hospital attending patients with influenza, 2018-2023.

*There were 11 children and 7 adults with influenza who attended a hospital.*

Data is representative of all patients attending a hospital (public or private) in Western Australia, for which a respiratory sample was collected and tested at a PathWest laboratory.